

Data in Early Childhood Settings

Why? What? How?

Why?

Improving Early Childhood Outcomes



What?

Teacher Motivation

Pedagogy

Quality of
Operations

Training

Learning
Environments

Family Dynamics

Qualifications

Resources

Nutrition

Other Factors





How?

1. Create a detailed, standardized system



	<ul style="list-style-type: none"> • Include a short summary of the day by day progress of the project including a few pictures of your weekly activities. Remember, it's important to use pastel colours rather than primary colours as a background for the pictures.
Activities Summary	<ul style="list-style-type: none"> • Exploring the dinosaur footprints and fossils. • Developing the I see, I think, I wonder routine.



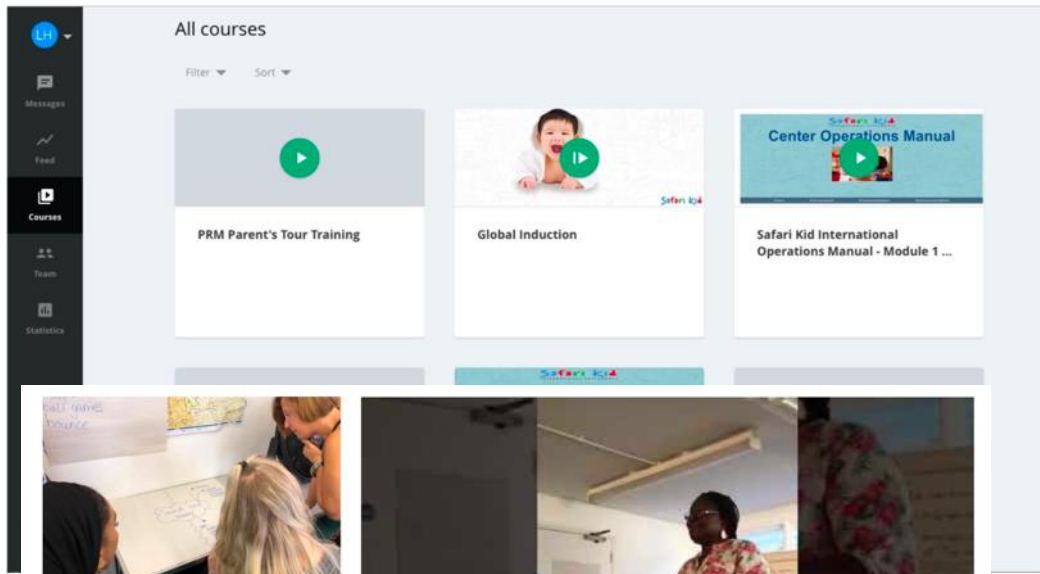
Time	
30-45	Prior Learning <ul style="list-style-type: none"> • The of th • Cut • Mak • The time • Han att • Expl any som • Tell • Ask role • Allo • Leac chilc • Devi dinc

	Customization <ul style="list-style-type: none"> • If children struggle with the concept of fossils, sit with them and help them by doing it together. • While you look around and talk to them, always make sure to keep asking about how they feel during the input adult activity and what it is that they see. Always reinforce and use the vocabulary words. Try to explain how a Paleontologist looks like, what they were wearing, talk about fossils, the ingredients they have use it to make it. Take some notes about the sentences they say.
	Special Education Needs Customization <ul style="list-style-type: none"> • Physical Development: • Cognitive Developmental: • Behavioral/Emotional: • Sensory Impaired:
	Second Language Acquisition (L2) None.
	Use of Technology None.
	Extended Activity <ul style="list-style-type: none"> • Print some pictures of dinosaurs. (dinos pictures). In a small group, ask the following questions: How many legs does a dinosaur have? Which dinosaurs have 2 legs? Which dinosaurs have 4 legs? Are there any other dinosaurs with a different number of legs? How many dinosaurs do you see? Can you draw a picture of a dinosaurs? Can you draw a picture of a dinosaur flying?
	Child Portfolio/ Work Presentation <ul style="list-style-type: none"> • Project Portfolio. Add the Documentation photo of the fossil into the Project Portfolio. • Here you have an example of Portfolio (The Wonderful World of Peter Rabbit) in Spanish.
	Other Observations: <ul style="list-style-type: none"> • If the weather allows it, make sure to use the garden or an outdoor space to carry out the main activities.

Detailed, standard lesson plans, which can be delivered by anyone

With complete resource kit and usage guides





Standard training
online, webinars and
workshops



How?

2. Use Technology to implement the system

- Dashboard
- Enrollment
- Staff
- Attendance
- Menu
- Documents
- Financials
- Development
- Reports
- Chat
- Settings

- Invoices
- Documents
- Chat

Add

Observation ✕

Created 01/01/2018

Observation Description

EYFS CoEL

Select Category

New Next Step

New Step to advance...

Expected date of completion

Set observation as base line

Close Save changes

Choose file No file chosen

- Dashboard
- Enrollment
- Staff
- Attendance
- Menu
- Documents
- Financial
- Development
- Reports
- Chat
- Settings

✕


Observation

Created 02/19/2019

Kim counted to 20 today

EYFS

CoEL



Communication and Languages

Listening & Attention

TOPIC LIST

0 - 11 months

- Listens to, distinguishes and responds to intonations and sounds of voices.
- Turns toward a familiar sound then locates range of sounds with accuracy.
- Quietens or alerts to the sound of speech.
- Reacts in interaction with others by smiling, looking and moving.

Emerging

Emerging

Emerging

Emerging



- Dashboard
- Enrollment >
- Staff >
- Attendance >
- Menu
- Documents
- Financials >
- Development >
- Reports >
- Chat
- Settings >



Kim Foster
Inventors

- Attendance
- Invoices
- Documents
- Chat

Add

- Activity
- Observations
- About
- Incident Report
- Individual Learning Plan
- Accident Report Pages
- Notes

14th May

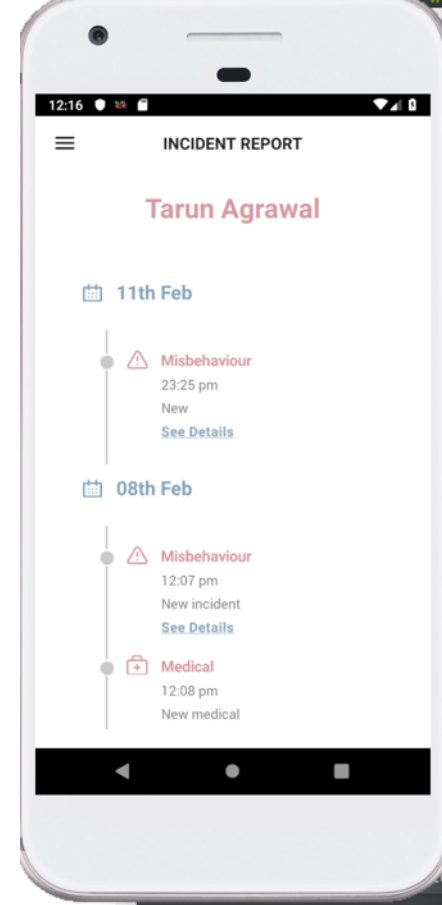
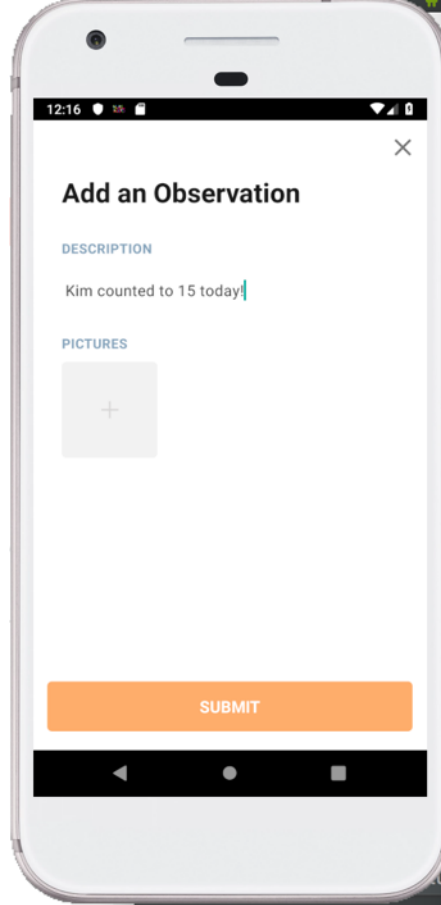
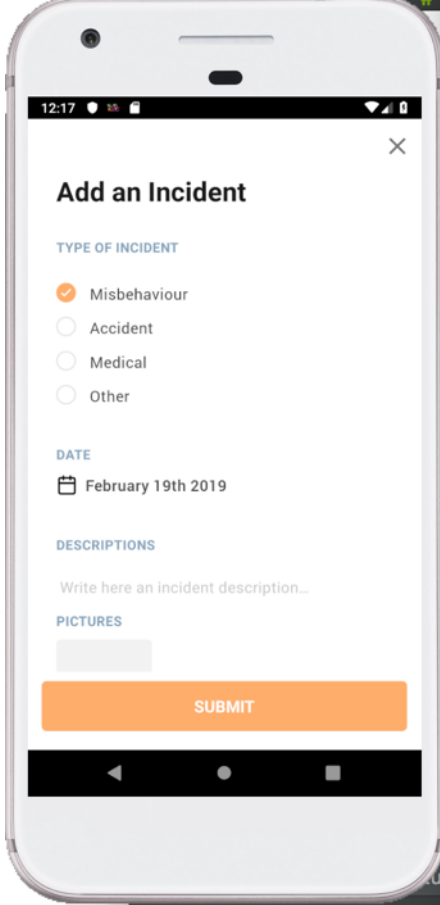
- Sleep
7:28 pm
- Nappy Change
7:28 pm
- Kim signed into inventors
7:28 pm

Photos



- Observation
- Sick Day
- Vacation
- Incident
- Nappy Change
- Sleep

Choose file No file chosen





Are they differentiating the activity to support all needs

Yes

No

N/A

Note Image Action

Do you have any children that require SEN provision, how do you support them?

Yes

Back
Page 1/2

What do you understand British Values to be, how is this promoted within your setting?

Through the activities, discuss and communicate, through morals and values through out the day.

Choose a child and ask the practitioner what the child is doing and what learning outcomes are they practising and what the next step would be for the child

Tap here to edit

Assessment

0/4 (0%)

In group provision, the inspector must track the experiences and development levels of a

Back
Page 1/2

Comprehensive, app based quality review system, with over 3,000 review items

< Hide Filters

Date

Daily 31 Dec 18 - 31 Jan 19 >

Template

All >

Inspection

All >

Sites

All >

Items and Responses

All >

Author (last editor)

All >

Owner (creator)

All >

Group

All >

Include inspections that are

Complete

Incomplete

Archived

All My Bookmarks

TOTAL INSPECTIONS CONDUCTED

3



AVERAGE SCORE

67.25%



UNIQUE PEOPLE CONDUCTING IN...

1



TOTAL FAILED ITEMS

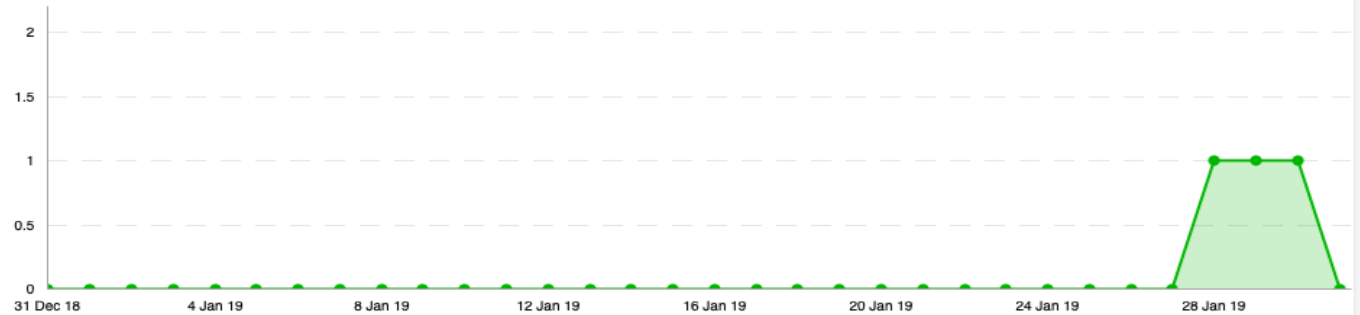
13



INSPECTIONS CONDUCTED

This graph displays inspections that were conducted over a period of time

Export



How?

3. Eventually generate big data for analysis and insight

Thank You!