



Early Childhood Data in Health Sector

Swedish examples

Staffan Lekenstam, R&D manager, City of Gothenburg Preschool Department

staffan.lekenstam@forskola.goteborg.se


The official statistics are regulated according to the Official Statistics Ordinance (2001:100).

Among other things, the law states that official statistics are to be available for the purposes of

- public information
- investigative activities and research

They are to be objective and made available to the public.

Official statistics related to individuals are to be presented according to sex, unless there are special reasons for not doing so.

When official statistics are published, they are to be labelled as Official Statistics of Sweden or have the symbol: 

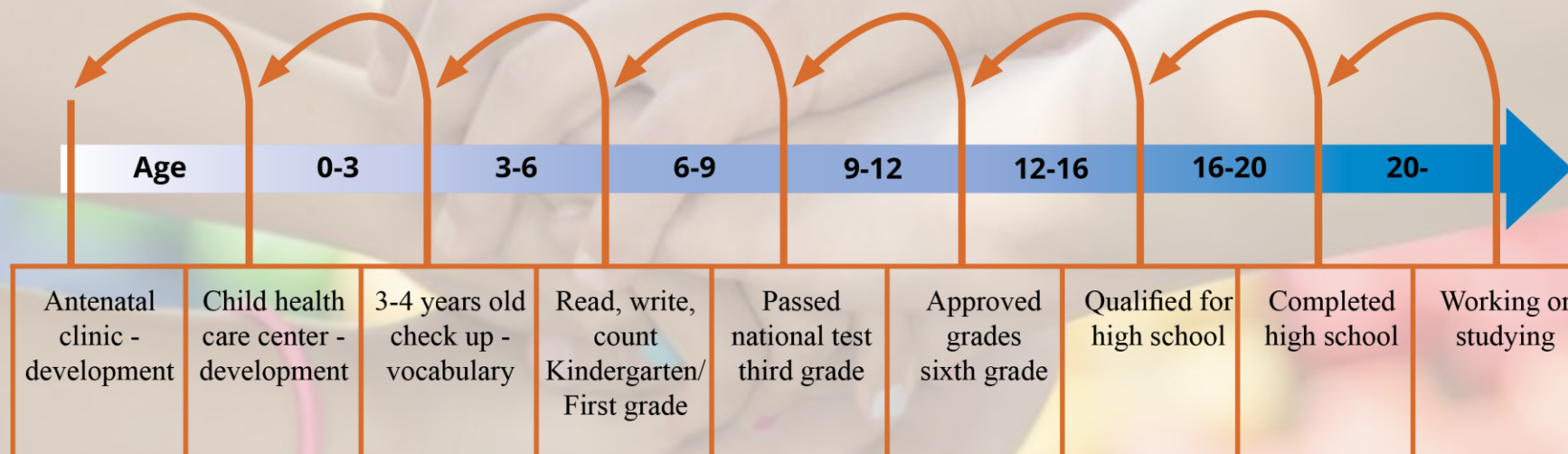
The official statistics are divided into:

22 subject areas

108 statistic areas

28 government agencies are responsible for official statistics.

Figure 3: Goals and follow-up of early intervention



A black and white photograph of two hands, one larger and one smaller, holding a child's hand. The hands are positioned in the center of the frame, with the larger hand on the left and the smaller hand on the right. A large, semi-transparent teal circle is overlaid on the image, containing text.

From the very beginning.....

A child's individual growth curve is a sensitive indicator of physical and mental wellbeing. WHO has stated that every child has the right to an individual growth curve.

A child's hand is shown painting a colorful abstract artwork with a large teal circle overlaid. The artwork features vibrant brushstrokes in red, orange, yellow, green, and blue. The child is wearing a red sweater and a blue plaid shirt. The teal circle contains the text 'At the age of 4' and a YouTube link.

At the age of 4

<https://www.youtube.com/watch?v=XEeecnlv7VY>



Swedish Association of Local Authorities and Regions

Quality

Resources

Preschool data

https://www.kolada.se/?_p=jamforelse&unit_id=16699&tab_id=97144

Staff

Attitudes

Children

Diagnostic materials from 6 to 9 years





Student health

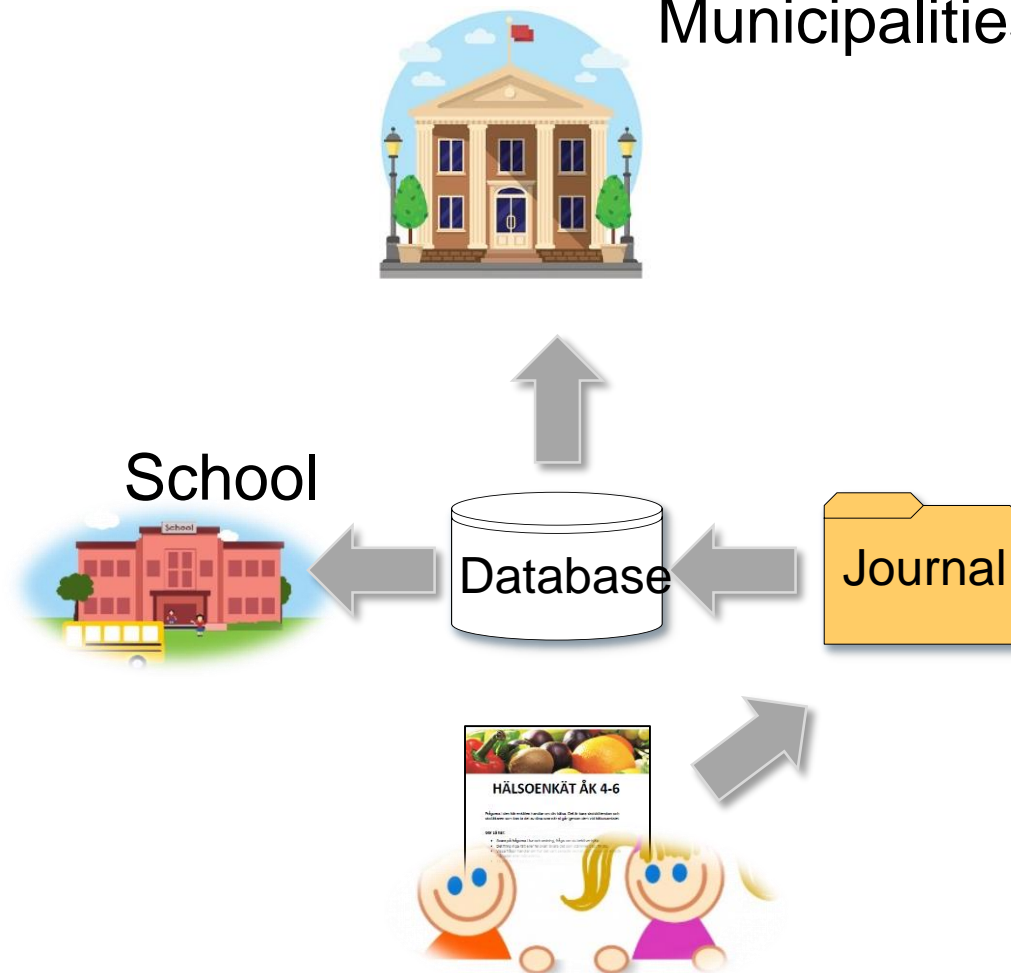
In 2013 the City of Gothenburg initiated cooperation on a regional student health database (several local and sub-regional initiatives earlier over the years)

Student health database – Technical solution & Information flow

- The student answers the questionnaire
- The school-nurse can edit the answers during the consultation
- The regional database retrieves the questionnaire reply
- The indicator response is compiled and made available to stakeholders
- Every school has access to all answers from the questionnaires and can use as needed

Region of Västra Götaland

Municipalities



Take away message

- Pay greater attention to definition of indicators.
- Use some indicators for long term purposes (several decades).



Quality

To be continued.....

www.goteborg.se